

SCOOP IT UP!



- Three Games!
1. Quarters, Dimes, Nickels, Pennies
 2. Dimes, Nickels, Pennies & Quarters
 3. Nickels, Pennies



SCOOP IT UP!

Name _____



1. Scoop coins out of the bowl.
2. Draw your coins on the chart using (N) and (P).
3. Record the cost of your cone.
4. Record the cost of your friend's cone.



	Nickel  (N)	Penny  (P)	My ice cream	My friend's ice cream
Cone #1				
Cone #2				
Cone #3				
Cone #4				

Created by : Jennie Johnson
JD's Rockin' Readers



SCOOP IT UP!

Name _____



1. Scoop coins out of the bowl.
2. Draw your coins on the chart using (N) and (P).
3. Record the cost of your cone.
4. Record the cost of your friend's cone.



	Nickel  (N)	Penny  (P)	My ice cream	My friend's ice cream
Cone #1				
Cone #2				
Cone #3				
Cone #4				



SCOOP IT UP!

Name _____



1. Scoop coins out of the bowl.
2. Draw your coins on the chart using (N) and (P).
3. Record the cost of your cone.
4. Record the cost of your friend's cone.






	Nickel  (N)	Penny  (P)	My ice cream	My friend's ice cream
Cone #1				
Cone #2				
Cone #3				
Cone #4				

SCOOP IT UP!

Name _____



1. Scoop coins out of the bowl.
2. Draw your coins on the chart using **D**, **N**, and **P**.
3. Record the cost of your cone.
4. Record the cost of your friend's cone.




	Dime  D	Nickel  N	Penny  P	My ice cream	My friend's ice cream
Cone #1					
Cone #2					
Cone #3					
Cone #4					

SCOOP IT UP!

Name _____



1. Scoop coins out of the bowl.
2. Draw your coins on the chart using **D**, **N**, and **P**.
3. Record the cost of your cone.
4. Record the cost of your friend's cone.





	Dime  D	Nickel  N	Penny  P	My ice cream	My friend's ice cream
Cone #1					
Cone #2					
Cone #3					
Cone #4					

SCOOP IT UP!

Name _____



1. Scoop coins out of the bowl.
2. Draw your coins on the chart using **Q**, **D**, **N** and **P**.
3. Record the cost of your cone.
4. Record the cost of your friend's cone.





	Quarter  Q	Dime  D	Nickel  N	Penny  P	My ice cream	My friend's ice cream
Cone #1						
Cone #2						
Cone #3						
Cone #4						

SCOOP IT UP!

Name _____



1. Scoop coins out of the bowl.
2. Draw your coins on the chart using **Q**, **D**, **N** and **P**.
3. Record the cost of your cone.
4. Record the cost of your friend's cone.

	Quarter  Q	Dime  D	Nickel  N	Penny  P	My ice cream	My friend's ice cream
Cone #1						
Cone #2						
Cone #3						
Cone #4						

Directions: (These directions are for nickel, penny scoop it up- just add appropriate coins for other games).

Object: Each partner adds their nickels and pennies to see how much their "ice cream cone" cost them.

Materials:

Bowls with nickels and pennies. One bowl per pair of students.

Spoon for each bowl.

Worksheets- one for each student.

1. Put students into pairs.
2. Each pair of students gets a bowl/spoon with nickels and pennies in it.
3. Each student will "scoop" out their own nickels and pennies. (you can decide if it's one, two, or three scoops).
4. Students separate their coins into two groups (nickels and pennies).
5. Students record how many nickels they have by drawing circles with an N in the middle. They then record how many pennies they have by drawing circles with a P in the middle.
6. Students use the coins to add up their money and record it on the worksheet.
7. They then record their partner's amount on their paper. (you can have them circle the greater or least amount)

Thanks for downloading this FREEBIE! I would appreciate it if you could provide feedback and become a follower so that you don't miss any other freebies☺ Feel free to check out my blog for other teaching ideas!!

Jennie- JD's Rockin' Readers
www.jdsrockinreaders.blogspot.com

Frame by: The 3am Teacher
www.the3amteacher.blogspot.com
Graphics by: Digi Scrap Kits Artist Trina Clark
www.digiscrapkits.com